

Music lessons

Introducing Beat Lesson 1

Save paper and ink! Just read the PDF and don't print it.
All the instructions are given in the module on
www.musicplayonline.com.



Teaching Procedure

Activity #1: Beat is the pulse in music.

What do Twinkle, Twinkle, Little Star, Beethoven's ninth symphony, and Taylor Swift's Shake it Off have in common?

They all have a beat!

Beat is the pulse in music.

Watch the video to learn about beat! Grab an unpitched instrument and follow along to the activities! The more you participate, the more you'll start to feel the beat! Good luck!



Activity #2: Checkup 1

Were you paying attention?!

Complete the sentence by choosing one of the terms.

Beat is the _____ in music.


- a) rhythm
- b) pulse

Checkup #1


Fill in the missing word:

Beat is the _____ in music.

rhythm



pulse



Activity #3: Checkup 2

Let's try another one!

Complete the sentence by choosing one of the terms.

A tool we can use to measure beat is a _____.


- a) timer
- b) metronome
- c) hot dog

Checkup #2


Fill in the missing word:

A tool we can use to measure beat is a _____.


timer



metronome



hot dog



Activity #4: Checkup 3

Last one!

Complete the sentence by choosing one of the terms.

Each time a metronome clicks it's one _____.

- a) beat
- b) rhythm
- c) lettuce

Checkup #3

Fill in the missing word:

Each time a metronome clicks it's one _____.

beat



rhythm



lettuce



Activity #5: Tap on the beat!

Launch Interactive

In the following interactive activity, listen to the metronome and tap on the beat. Tap on the beat for 8 beats in a row to continue to the next metronome speed! Each question is at a different speed so keep your ears open!

Assessment Suggestions:

- 1. Have your students answer the three checkup questions.
- 2. Have your students send you a screenshot of them successfully finishing the interactive activity.

Teacher's Notes: