

# Teaching an Orff Arrangement

by Judy Sills and Denise Gagne

Process:

The fundamental success of the Orff approach to music education is that it is based on community. That is to say that everything is taught to everybody.

- \* present the song in its totality
- \* teach the melody on a neutral syllable such as loo or lai
- \* repeat the melody phrase by phrase, accumulating the phrases until the entire melody is learned
- \* teach the words repeating the text several times using a variety of vocal inflections, dynamics and tempi until it is secure
- \* add accompaniment parts one at a time beginning with the bass. Each part should be learned by everyone. Often a teacher will create a speech pattern using the rhythm that will be performed as a body percussion pattern. Then, this speech/body percussion pattern is transferred to the instruments.
- \* create movement for the arrangement if appropriate. The movement can be performed with the arrangement or may be used as B, C, D sections of a rondo.
- \* always remember to allow opportunities for creative input from the children. This could include creating an introduction, B section, interlude or improvisation between verses using non-pitched or pitched instruments.
- \* finish with a final performance which incorporates the song with orchestration, movement and students' creative work

Remember that the songs and orchestrations are only a basis to provide each teacher with a framework. It is within this framework that teachers choose and adapt materials to fit the particular needs of their classes. Students with some experience playing Orff arrangements should be encouraged to create their own arrangements.

An example from Musicplayonline follows.

# 5. Good Morning

*dms*

arranged Robert A. Anchin

Good morn - ing, good morn - ing. How are you to - day?

Time to sing, time to learn, Al - ways time to play.

**Game Directions:** Form a double circle with partners facing each other.

- Good morning *shake right hands*
  - good morning *shake left hands*
  - How are you today? *pat pat clap clap, clap both partner's hands*
  - Time to sing *give partner a high 5 with right hand*
  - time to learn *give partner a high 5 with left hand*
  - always time to play *pat pat clap clap, clap both partner's hands*
- As you sing the last measure, the outside circle step-closes to the right so that everyone has a new partner.

**Playing and Creating:** Have the students make up a chant about themselves. My name is \_\_\_\_\_ and I like to \_\_\_\_\_. Each time they change partners, have the person in the inside circle introduce themselves, followed by the person on the outside of the circle. This becomes a B section in between repetitions of the song. Students at the instruments could use this as the rhythm of a melodic improvisation using CDE GA.

Musicplay: Grade 4 1997 and Grade 4 revised 2006 #5

*The teacher is permitted to photocopy this activity for student use.*

\* present the song in its totality \* teach the melody on a neutral syllable such as loo or lai \* repeat the melody phrase by phrase, accumulating the phrases until the entire melody is learned \* teach the words repeating the text several times using a variety of vocal inflections, dynamics and tempi until it is secure

**This song is in Musicplay 4, so by 4th grade my students should be able to read the rhythms and solfa. So instead of teaching this song by rote, I'd have students learn it by reading it.**

\* read the rhythms using whatever rhythm syllables you prefer (ta, ti-ti or du duday)

\* do some warmups on do, mi, so, figure out the first note of the song and sing it in solfa. (if not sure, play the note highlight video - the 2nd time the song is sung in solfa)

\* have 1/2 class sing

**solfa and 1/2 class sing words. Switch.**

**\* sing the whole song.**

\* add accompaniment parts one at a time beginning with the bass. Each part should be learned by everyone. Often a teacher will create a speech pattern using the rhythm that will be performed as a body percussion pattern. Then, this speech/body percussion pattern is transferred to the instruments.

**\* I'd give the bass part the words: Good, good, morning's good. I'd have students pat it on legs. Then, have kids sing the song while performing this ostinato or repeated pattern. If they can sing + do ostinato it tells me that they will be able to play the bass part and sing. Send some students to the basses to play it.**

**\* I'd give the alto xylophone the words "not". So basses say "good" and altos say "not" I'd have the students clap as they say the word "not". Divide the class into two groups. One**

**says the bass part, the other the alto. If they can sing + do ostinato it tells me that they will be able to play the bass and alto parts and sing.**

**\* the hand drum part could be: Go away! Let me sleep in! I just want to sleep.**

**\* the glockenspiel part could be taught as an answer to the bass. Basses say, "Good, good, morning's good." and glocks answer "Oh, yeah!"**

*\* create movement for the arrangement if appropriate.*

**In this arrangement, the movement will be the game. You may need two classes of 4th grade to have enough students to do the movement and play the instruments.**

*\* always remember to allow opportunities for creative input from the children. This could include creating an introduction, B section, interlude or improvisation between verses using non-pitched or pitched instruments.*

**In this arrangement, the suggestion is given to have children make up a speech pattern about themselves, introducing themselves to their partner. My name is \_\_\_\_\_ and I like to \_\_\_\_\_.**

**When teaching this song, I've also invited children to improvise melodies on the barred instruments using CDE GA to allow them opportunities to create.**

**The final form is usually decided by consensus within the group and we rarely perform the song the same way twice.**

## Orff Training:

This is a very brief overview. To really understand the Orff process, consider joining your local Orff chapter, attending workshops, and taking Orff levels training.

**In Canada: Orff Canada <https://www.orffcanada.ca/>**

- go to Professional Development - Chapter Workshop - National Conference - Teacher Education Courses

**In the USA: AOSA (American Orff Schulwerk Association) - <https://aosa.org/>**












- go to Professional Development - Conference (national) - Chapter Workshop - AOSA Teacher Education Courses


**In Australia: ANCOS <http://www.ancos.org.au/>**

Links are given to the state associations


# A Guide to the Instrument Abbreviations

The following symbols have been used in many of the scores at Musicplayoline.com. The symbols refer to instruments in the Orff instrumentarium, usually referred to as Orff instruments. Non-pitched percussion instruments are indicated by their full name as the symbols that are sometimes used can be confusing.

V	vocal score		
SG	soprano glockenspiel	SG written 	SG sounds 
AG	alto glockenspiel	AG SX SM written 	AG SX SM sounds 
SX	soprano xylophone		
SM	soprano metallophone	AX AM written and sounds 	
AX	alto xylophone		
AM	alto metallophone	BX and BM written 	BX and BM sounds 
BX	bass xylophone		
BM	bass metallophone	CBX CBB written 	CBX CBB sounds 
CBX	contrabass xylophone bars		
CBB	contrabass bars	SR written 	SR sounds 



glockenspiel



metallophone



xylophone

The Orff directory he is on the left menu Under Boomwhackers, recorders, ukulele, and guitar.

# Orff Directory

### Teacher Resources

No Resources Available

### Interactives

Interactive Xylophone	👁
Interactive Metallophone	👁
Interactive Piano	👁

### Printables

Orff Rules	👁	👤
Glockenspiel P...	👁	👤
Metallophones ...	👁	👤
Xylophones Pos ...	👁	👤

Group By:

Grade Level  Tone Set

You can search for an Orff arrangement by tone set or by grade level.

Grade 1

Grade 2

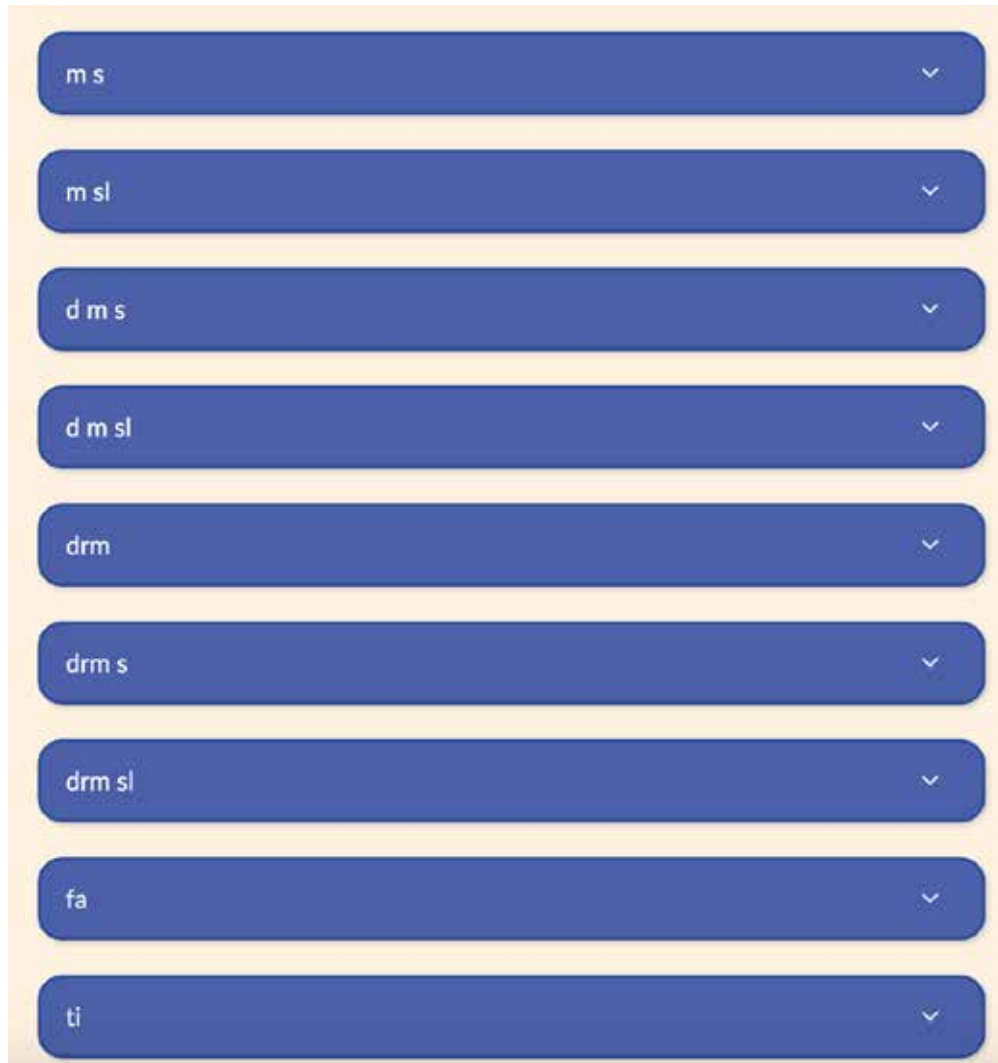
Grade 3

Grade 4

Grade 5

Grade 6

The Orff directory he is on the left menu Under recorders, ukulele, and guitar. You can search for an Orff arrangement by tone set or by grade level. Tone Set is sequenced as follows:



This is part of m s song list.



13. Engine Engine Number Nine	Gr. 2	m s	♪ ♪	👁	C-G	<a href="#">View in Song List</a>
14. Lemonade	Gr. 1	m s	♪ ♪	👁	C-G	<a href="#">View in Song List</a>
15. Hello Game	Gr. 1	m s	♪ ♪	👁	C-G	<a href="#">View in Song List</a>
16. Cuckoo	Gr. 1	m s	♪ ♪	👁	C-G	<a href="#">View in Song List</a>
17. Bye Low Baby Oh	Gr. 1	m s	♪ ♪	👁	F-C	<a href="#">View in Song List</a>
18. Counting Song	Gr. 1	m s	♪ ♪	👁	C-G	<a href="#">View in Song List</a>
19. Choo Choo Train	Gr. 1	m s	♪ ♪	👁	C-G	<a href="#">View in Song List</a>

13. Engine Engine Number Nine	Gr. 2	<a href="#">m s</a>			C-G	<a href="#">View in Song List</a>
14. Lemonade	Gr. 1	<a href="#">m s</a>			C-G	<a href="#">View in Song List</a>
15. Hello Game	Gr. 1	<a href="#">m s</a>			C-G	<a href="#">View in Song List</a>
16. Cuckoo	Gr. 1	<a href="#">m s</a>			C-G	<a href="#">View in Song List</a>
17. Bye Low Baby Oh	Gr. 1	<a href="#">m s</a>			F-C	<a href="#">View in Song List</a>
18. Counting Song	Gr. 1	<a href="#">m s</a>			C-G	<a href="#">View in Song List</a>
19. Choo Choo Train	Gr. 1	<a href="#">m s</a>			C-G	<a href="#">View in Song List</a>

When you click on view song list you will see this song With all the interactive activities, principles, arrangements, Concept slides, and additional teaching notes.

You can see an example of this view on the next page..

## 9. Choo Choo Train S M

Dennis Goggin

Choo choo train, choo choo train, Cop - y me just do the same.

Choo choo train, choo choo train, Whoo whoo stop!

**Game Directions:** This is a follow the leader game. The children form a line like cars in a train. The leader decides on an action and the rest of the children must copy that action. At the end of the song, everyone gives a loud high whistle, and the teacher blows the train whistle. When the children do the whistle with their voices, they are helping to develop their ability to sing in their head voice. At the end of the song, the leader goes to the back of the line and the second in line becomes leader. If this game is played at the end of class, the students can go right from the game to line up at the door.

**Playing and Creating:**  
 Have the students create 8 beat patterns using the words "chugga" and "choo." For example:  
 Chugga Chugga Choo Choo Chugga Chugga Choo rest  
 Have them play the patterns on body percussion or non-pitched instruments or improvise melodies. Use the patterns as an introduction or an interlude between repetitions of the song.

**Musicplay:** Grade 1 Revised 2005 #9  
*The teacher is permitted to photocopy this activity for student use.*

When you click on the eye this is quick view. You will see the fourth arrangement along with game directions playing and creating suggestions.

You can download and print this, or you can save paper and simply project.



# Orff Directory at Musicplayonline.com

In the Orff Directory you will be able to easily see and select songs by grade level or tone set. When you choose "view in songlist", this is what you'll see:



Note highlights video - you can use this video to teach the song. Kids demo videos show how to play games.

interactive activities \* teach additional concepts \* create!

Orff arrangement - download or project the pdf

printable worksheets to reinforce concepts

Concept Slides

- includes song notation, lyrics
- sometimes includes note or solfa naming slides
- sometimes includes teaching slides, includes Orff arrangement projectable

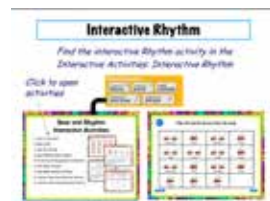


song notation

lyrics

Concept: Beat

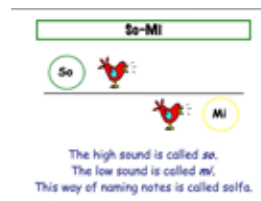
Rhythm



related interactive activities  
 arrangement last slide



Concept: high-low (s m)



labeling so-mi



Orff arrangement

Hint: to quickly get to the projectable Orff arrangement in the Concept Slides, click on the second last dot under the forward and back buttons.



# Orff Directory by Grade Level

Grade PreK		Add Borduns to Songs		
Gr.		Title	Tone Set	Rhythm
PK	33	Bony Skeletons	l,t,drm	♪ ♪ ♪ ♪
PK	33a	Mortimer Song	drm	
PK	36	Five Little Pumpkins	drm sl	♪ ♪ ♪ ♪ ♪ ♪
PK	40	Poppies Red	drm	♪ ♪ ♪ ♪
PK	40a	Brown Bear Story		
PK	42	Ring Around the Rosie	d m sl	♪ ♪ ♪ ♪ ♪
PK	69	Frosty Weather	drm sl	♪ ♪ ♪ ♪ ♪ ♪
PK	80	Valentine Game	m s	♪ ♪ ♪ ♪
PK	91	Bee Bee Bumblebee	d m s	♪ ♪ ♪ ♪
PK	100	John the Rabbit	s, drm	
PK	106	Rain Rain	s m	♪ ♪ ♪ ♪

Grade K		Add Borduns to Songs		
Gr.		Title	Tone Set	Rhythm
K	16	Andy Pandy	m s	♪ ♪ ♪ ♪
K	17	Gingerbread Man	m s	♪ ♪ ♪ ♪ ♪ ♪ ♪ ♪
K	23	Hey! Hey! Look At Me	m s	♪ ♪ ♪ ♪
K	37	Pumpkin Fat	m s	♪ ♪ ♪ ♪ ♪ ♪
K	50	Teddy Bear	d m sl	♪ ♪ ♪ ♪ ♪
K	57	One Little Candle	D minor	♪ ♪ ♪ ♪ ♪ ♪ ♪ ♪
K	60	Curly Joe	m s	♪ ♪ ♪ ♪
K	72	Old Mother Brown	m s	♪ ♪ ♪ ♪ ♪
K	84	Pages Train	d m sl	♪ ♪ ♪ ♪ ♪ ♪ ♪ ♪
K	95	Kangaroo	drmfs	♪ ♪ ♪ ♪
K	102	A Tisket a Tasket	m sl	♪ ♪ ♪ ♪
K	109	Burnie Bee	m sl	♪ ♪ ♪ ♪
K	124	Bubblegum	m s	♪ ♪ ♪ ♪
K	133	Rain Rain	m s	♪ ♪ ♪ ♪
K	145	On a Log	d m sl	♪ ♪ ♪ ♪
K	146	Scie le Bois	drm sl	♪ ♪ ♪ ♪
K	149	Chickamy	s,l, d	
K	159	See Saw	m sl	♪ ♪ ♪ ♪
K	161	Fireman	m s	♪ ♪ ♪ ♪ ♪ ♪
K	163	Naughty Kitty Cat	drmfsl	♪ ♪ ♪ ♪
K	167	The Mill	m sl	♪ ♪ ♪ ♪

<b>Grade One</b>				
<b>Gr.</b>		<b>Title</b>	<b>Tone Set</b>	<b>Rhythm</b>
1	4	Snail Snail	m sl	♪ ♪
1	9	Choo Choo Train	m s	♪ ♪ ♪ †
1	12	Counting Song	m s	♪ ♪
1	17	Hop Old Squirrel	drm	♪ ♪
1	20	Bye Low Baby Oh	m s	♪ ♪ ♪ †
1	24	Hey Betty Martin	s,l,t,drm	♪ ♪ ♪ †
1	29	Bats and Cats	l,t,drm	♪. ♪ ♪. ♪.
1	34	Bounce the Ball	m sl	♪ ♪
1	36	Cuckoo	m s	♪ ♪ ♪ †
1	37	Lucy Locket	m sl	♪ ♪
1	41	Hello Game	m s	♪ ♪
1	43	Fais do do	drm	♪ ♪ ♪.
1	47	Lemonade	m s	♪ ♪
1	50	Ho Ho Ho	drm sl	♪ ♪ ♪ †
1	55	Strawberry Short- cake	m sl	♪ ♪ ♪ †
1	60	Tommy Tiddle- mouse	m sl	♪ ♪
1	68	I Like You	drm sl	♪ ♪ ♪ †
1	69	Tick Tock	m sl	♪ ♪
1	71	Mr. Potato Head	d m s	♪ ♪ ♪ ♪
1	78	Bee Bee Bumble- bee	d m s	♪ ♪
1	86	Bow Wow Wow	drm sl	♪ ♪ ♪ †
1	89	Bunny Hides a Basket	drm sl	♪ ♪ ♪ †
1	90	Easter Bunny	d m s	♪ ♪
1	94	Apple Tree	d m sl	♪ ♪
	96	Old Dog	d m sl	♪ ♪
	101	How Many Fin- gers	d m sl	♪ ♪ ♪ †

Grade Two				
Gr.		Title	Tone Set	Rhythm
2	4	Engine Engine	sm	
2	5	Hill Hill	m sl	♪ ♪ ♪
2	10	Bounce High	m sl	♪ ♪
2	13	Bell Horses	m sl	♪ ♪ ♪
2	16	Time to Play	d m sl	♪ ♪ ♪
2	17	I'm the Fastest Turkey	s,l, drm	♪ ♪ .
2	18	Falling Leaves	s,l,t,drm	♪ ♪ ♪
2	20	Icka Backa	d m sl	♪ ♪ ♪
2	25	Old Mother Witch	m s	♪ ♪ ♪
2	27	Starlight	m s	♪ ♪
2	32	Doggie Doggie	m sl	♪ ♪
2	36	Bluebells	m sl	♪ ♪
2	37	Johnny Caught a Flea	d m sl	♪ ♪ ♪
2	39	Pease Porridge Hot	d m s	♪ ♪ ♪
2	41	Who's That	drm s	♪ ♪ ♪
2	43	Ring, Ring, Ring the Bells	drmf s d'	♪ . ♪ ♪ .
2	48	Apples Peaches Pears and Plums	d m s	♪ ♪
2	47	Trampin	drm	♪ ♪ ♪ ♪ .
2	49	Mouse Mousie	d m s	♪ ♪
2	52	Oliver Twist	m sl	♪ ♪ ♪ ♪
2	54	Pass the Stick	d m s	♪ ♪
2	59	I See the Moon	d m s	♪ ♪ ♪ ♪
2	66	It's Raining	ls m	♪ ♪ ♪ ♪
2	71	Rain on the Green Grass	drm sl	♪ ♪ ♪
2	73	Hot Cross Buns	drm	♪ ♪ ♪
2	75	Find the Easter Basket	s ml	♪ ♪
2	78	Rabbits	drm	♪ ♪ .
2	82	Johnny One Hammer	d m s	♪ ♪ ♪
2	86	Frog in the Middle	s,l, d	♪ ♪
2	88	Bought Me a Cat	drm s	♪ ♪ ♪ ♪ ♪ .
2	95	Here Comes a Blue-bird	drm sl	♪ ♪ ♪
2	96	Down Came Johnny	drm s	♪ ♪ ♪
	97	Let Us Chase the Squirrel	drm s	♪ ♪ ♪ ♪



Grade Four				
Gr.		Title	Tone Set	Rhythm
4	1	Wake Me, Shake Me	s,l, drm	
4	2	Hey Lidee	drmfs	
4	3	This Little Light	s,l, drm	
4	4	Frere Jacques	s, drmfsl	
4	5	Good Morning	d m s	
4	6	Chester	s,l,t,drmf	
4	7	Pizza Pizza	m sl	
4	9	Jolly Rhythm	s,l, d	
4	12	Black Snake	drm sl	
4	15	Canoe Song	s,l, drm l	
4	17	Miss Mary Mac	s,l,t,d	
4	18	Cheki Morena	s,l, td	
4	21	Bats	s,l, drm s	
4	25	There Was an Old Witch	d m sl d'	
4	26	Pass the Pumpkin	drm sl	
4	30	Land of the Silver Birch	l, drm sl	
4	32	Crane	drm sltd'	
4	34	Stella Ella	m, s, l, d	
4	39	Sarasponda	drmfsl d'	
4	44	Clock Round	d m s d'	
4	45	Toc Toc	l,t, drm	
4	49	Cucu	drmfs d'	
4	50	I've Been to London	s,l, drm l	
4	62	Scotland's Burning	s, drm s	
4	64	Categories	m s	
4	68	Old Dan Tucker	s,l drm	
4	69	Wallflowers	drm sl	
4	76	Tulip Round	drmfsldi'	
4	81	J'entends le Moulin	m, l,t,drm	
4	82	Billy Billy	drm sl	
4	85	Sing Sing Together		
4	86	Old Blue	s,l, drm	
4	87	Happy is the Miller	s,l, drm	
4	88	There's a Hole in my Bucket	s,l, drm	
4	89	Built My Lady	drm sl	
4	93	Crawdad Hole	s,l, drm sl	

Grade Five				
Gr.		Title	Tone Set	Rhythm
5	2	Concentration	d m s	♪ ♪ ♪ †
5	3	Little Tommy Tinker	drm s d'	♪ ♪ ♪ † ♪ ♪ ♪
5	6	Pass the Stick	d m s	♪ ♪
5	8	Ickle Ockle	m sl	♪ ♪ ♪ †
5	9	Liza Jane	drm sl d'	♪ ♪ ♪ ♪
5	10	Four White Horses	s,l,tdrm	♪ ♪ ♪ ♪ ♪ †
5	13	Button You Must Wander	drm sl	♪ ♪ ♪
5	15	Alabama Ga	s,l, drm s	♪ ♪ ♪ ♪ ♪ ♪
5	18	Ghost of Tom	s,l, drm	♪ ♪ ♪ ♪
5	19	Whistle daughter	drmfs	♪ ♪ ♪ ♪ ♪ ♪
5	20	Skin and Bones	l, drm	♪ ♪ ♪ ♪ ♪ ♪
5	21	Lady in the Graveyard	l,td	♪
	24	Raindrops Round	d m s d'	♪ ♪ ♪ ♪ ♪ ♪
5	26	He's Got the Whole World	t,drmfsl	♪ ♪ ♪ ♪ ♪ ♪
5	28	Our Old Sow	s, drm	♪ ♪ ♪ † ♪ ♪
5	33	Green Sally Up	m, l,tdrma	♪ ♪ ♪ † ♪ ♪ ♪
5	34	Ho Ho Watanay	s,l, drm	♪ ♪ ♪
5	38	Winter is Here	s,l,t,d mfs	♪ ♪ ♪ ♪
5	45	Early to Bed	s,l,t,drmfsl	♪ ♪ ♪ ♪
5	48	When the Saints	drmfs	♪ ♪ ♪ ♪ ♪ ♪
5	54	I've a Car	drm sl	♪ ♪ ♪ ♪ ♪ ♪
5	58	Cobbler	drm s	♪ ♪ ♪
5	59	Rainbow Color	drm sl	♪ ♪ ♪ ♪ ♪ ♪
5	62	Al Citron	s, drm	♪ ♪ ♪ ♪ ♪
5	65	Chumbara	drmfsltd'	♪ ♪ ♪ ♪ ♪
5	72	I am Slowly Going Crazy	l,t,drm sltd'	♪ ♪ ♪
5	74	Haida	m, si,l,t,drm	♪ ♪ ♪ ♪ ♪ ♪ ♪
5	75	Funga Alafia	drm sl d'	♪ ♪ ♪ ♪ †
5	77	Old Woman	drm s d'	♪ ♪ ♪
5	79	John Kanaka	drm sl	♪ ♪ ♪ ♪ ♪ ♪
5	82	Hey Ho	m, s,l,t,drm	♪ ♪ ♪ ♪ ♪ ♪ ♪ ♪
5	89	Play that Rhythm	s,l, drm	♪ ♪ ♪ ♪ †
5	90	Come and Sing	drmfsltd'	♪ ♪ ♪ ♪
5	91	Clementine	s, t,drmfs	♪ ♪ ♪ ♪ ♪ ♪
5	96	Boll Weevil	s,l,tdrm	♪ ♪ ♪ ♪ ♪ † -





# Orff Directory by Tone Set

MI SO			
m	s		Rhythms
Gr.		Title	
PK	80	Valentine Game	♪ ♪
K	16	Andy Pandy	♪ ♪ ♪
K	18	Gingerbread Man	♪ ♪ ♪ ♪ ♪ ♪
K	23	Hey! Hey! Look at Me!	♪ ♪
K	60	Curly Joe	♪ ♪
K	72	Old Mother Brown	♪ ♪ ♪
K	95	Kangaroo	♪ ♪
K	109	Burnie Bee	♪ ♪
K	161	Fireman	♪ ♪ ♪ ♪
1	9	Choo Choo Train	♪ ♪ ♪
1	12	Counting Song	♪ ♪
1	20	Bye Low Baby Oh	♪ ♪
1	36	Cuckoo	♪ ♪ ♪
1	41	Hello Game	♪ ♪
1	47	Lemonade	♪ ♪
2	4	Engine #9	♪ ♪
2	5	Hill Hill	♪ ♪ ♪
2	25	Old Mother Witch	♪ ♪ ♪
2	27	Starlight	♪ ♪
3	7	No Robbers	♪ ♪

MI SO LA			
m	s		
Gr.		Title	
K	133	Rain Rain	♪ ♪
K	163	Naughty Kitty Cat	♪ ♪ ♪
K	167	The Mill	♪ ♪
1	4	Snail Snail	♪ ♪
1	34	Bounce the Ball	♪ ♪
1	37	Lucy Locket	♪ ♪
1	55	Strawberry Short-cake	♪ ♪ ♪
1	60	Tommy Tiddle-mouse	♪ ♪
1	69	Tick Tock	♪ ♪
2	10	Bounce High	♪ ♪
2	13	Bell Horses	♪ ♪ ♪
2	32	Doggie Doggie	♪ ♪
2	36	Bluebells	♪ ♪
2	52	Oliver Twist	♪ ♪ ♪ ♪
2	66	It's Raining	♪ ♪ ♪ ♪
2	75	Find the Easter Basket	♪ ♪
3	6	Plainsies	♪ ♪

DO MI SO			
d m s			
Gr.		Title	
PK	91	Bee Bee Bumble- bee	♪ ♪
K	124	Bubble Gum	♪ ♪ ♪
1	71	Mr. Potato Head	♪ ♪ ♪ ♪
1	78	Bee Bee Bumble- bee	♪ ♪
1	90	Hurry Easter Bun- ny	♪ ♪
2	39	Pease Porridge Hot	♪ ♪ ♪
2	48	Apples Peaches Pears and Plums	♪ ♪
2	49	Mouse Mousie	♪ ♪
2	54	Pass the Stick	♪ ♪
2	59	I See the Moon	♪ ♪ ♪ ♪
2	82	Johnny One Ham- mer	♪ ♪ ♪ ♪
3	2	Number Concen- tration	♪ ♪ ♪ ♪

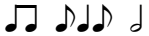
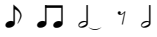



DO MI SO LA			
d m sl			
Gr.		Title	
PK	42	Ring Around the Rosie	♪ ♪ ♪ ♪ ♪ ♪ ♪
1	94	Apple Tree	♪ ♪
1	96	Old Dog	♪ ♪
1	101	How Many Fin- gers	♪ ♪ ♪ ♪
2	16	Time to Play	♪ ♪ ♪ ♪




Do Re Mi			
Gr.			
		Song#	Title
PK	40	Poppies Red	♪ ♪ ♪
1	17	Hop Old Squirrel	♪ ♪ ♪ ♪
1	43	Fais do do	♪ ♪ ♪
2	47	Trampin	♪ ♪ ♪ ♪ ♪
2	73	Hot Cross Buns	♪ ♪ ♪ ♪
2	78	Rabbits	♪ ♪ ♪
3	17	Seven Up	♪ ♪ ♪ ♪
3	22	Closet Key	♪ ♪
3	23	Trampin	♪ ♪ ♪ ♪ ♪
3	31	Long Legged Sail- or	♪ ♪ ♪ ♪

DO RE MI SO			
drm s			
Gr.		Title	
1	50	Ho Ho Ho	♪ ♪ ♪ ♪
2	41	Who's That	♪ ♪ ♪ ♪
2	88	Bought Me a Cat	♪ ♪ ♪ ♪ ♪ ♪ ♪
2	96	Down Came John- ny	♪ ♪ ♪ ♪
2	97	Let Us Chase the Squirrel	♪ ♪ ♪ ♪ ♪
3	92	Someone's Tap- ping	♪ ♪ ♪ ♪ ♪ ♪ ♪ ♪
3	69	Old Blue	♪ ♪ ♪ ♪ ♪ ♪
4	86	Old Blue	♪ ♪ ♪ ♪ ♪ ♪
5	19	Whistle daughter	♪ ♪ ♪ ♪ ♪ ♪ ♪

DO RE MI SO LA			
drm sl			
Gr.		Title	
PK	69	Frosty Weather	
K	88	Willowbee	
1	50	Ho Ho Ho	
1	68	I Like You	
1	86	Bow Wow Wow	
1	89	Bunny Hides a Basket	
2	71	Rain on the Green Grass	
2	95	Here Comes a Bluebird	
3	9	Rocky Mountain	
3	29	I'm an Acorn	
3	33	Playin on the Washboard	
3	43	King's Land	
3	52	Tideo	
3	56	New Shoes	
3	66	Shiny Penny	
3	67	Coy Malindo	
3	83	Find the Basket	
4	12	Black Snake	
4	26	Pass the Pumpkin	
4	69	Wallflowers	
4	82	Billy Billy	
4	89	Built My Lady	
5	13	Button You Must Wander	
5	54	I've a Car	
5	59	Rainbow Color	

HIGH DO			
d m s d'			
3	87	Swedish March	
4	44	Clock Round	
5	24	Raindrops Round	
d m sl d'			
4	25	There Was an Old Witch	
m sl d'			
3	73	Stella	
4	34	Stella	
drm s d'			
3	8	Whoopee Cushion	
5	3	Little Tommy Tinker	
5	77	Old Woman	
drm sl d'			
5	9	Liza Jane	
5	75	Funga Alafia	

<b>FA</b>			
drmfs			
5	19	Whistle daughter	
5	48	When the Saints	
4	2	Hey Lidee	
drmfs d'			
4	49	Cucu	
2			43
drmfsl d'			
6	31	Suo Gan	

<b>TI</b>			
drm sltd'			
4	32	Crane	
drmfsltd'			
4			76
5	65	Chumbara	
drmfsl d'			
6	31	Suo Gan	

<b>LOW LA</b>			
l, drm			
3	21	Skin & Bones	
5	20	Skin and Bones	
l, drm sl			
4	30	Land of the Silver Birch	

<b>LOW SO</b>			
s,l, d			
2	86	Frog in the Middle	♪ ♪
4	9	Jolly Rhythm	♪ ♪ -
s,l, dr			
3	88	Inuit Lullaby	♪ ♪ ♪.
s, drm			
5	28	Our Old Sow	♪ ♪ ♪ ♪ ♪
5	62	Al Citron	♪ ♪ ♪ ♪ ♪
s, drm s			
4	62	Scotland's Burn- ing	♪ ♪
s,l, drm			
2	17	I'm the Fastest Turkey	♪ ♪ ♪.
3	28	Old Brass Wagon	♪ ♪ ♪ ♪ ♪ ♪ ♪ ♪
3	36	Shake Them Sim- mons	♪ ♪ ♪ ♪
4	1	Wake Me, Shake Me	♪ ♪ ♪ ♪ ♪ ♪ ♪ ♪ ♪
4	3	This Little Light	♪ ♪ ♪ ♪ ♪ ♪ ♪
4	68	Old Dan Tucker	♪ ♪ ♪ ♪ ♪ ♪ ♪ ♪
4	87	Happy is the Miller	♪ ♪ ♪ ♪
4	88	There's a Hole in my Bucket	♪ ♪ ♪ ♪ ♪ ♪
5	18	Ghost of Tom	♪ ♪ ♪ ♪
5	34	Ho Ho Watanay	♪ ♪ ♪
5	89	Play that Rhythm	♪ ♪ ♪ ♪ ♪ ♪
s,l, drm s			
4	21	Bats	♪ ♪ ♪ ♪ ♪
5	15	Alabama Ga	♪ ♪ ♪ ♪ ♪ ♪ ♪
s,l, drm l			
4	15	Canoe Song	♪ ♪ ♪ ♪ ♪ ♪ ♪
s,l, drm sl			
4	50	I've Been to Lon- don	♪ ♪ ♪ ♪ ♪ ♪

3	95	Chicken on a Fen- cepost	♪ ♪ ♪ ♪ ♪ ♪
4	93	Crawdad Hole	♪ ♪ ♪ ♪ ♪ - ♪
s, drmfsl			
4	4	Frere Jacques	♪ ♪ ♪ ♪ ♪ ♪ ♪
4	52	Make New Friends	♪ ♪ ♪ ♪ ♪ ♪ ♪
4	85	Sing Sing Together	♪ ♪ ♪ ♪ ♪
s, drmf s			
3	65	Eating is Fun	♪ ♪ ♪.
3	68	Song of the Frog	♪ ♪ ♪ ♪ ♪ ♪ ♪ ♪
s, drmfsl d'			
	50	Donkeys Love Carrots	♪ ♪ ♪



LOW TI			
l,t,d			
Gr.		Title	
3	49	In the Land of Oz	♪ ♪
5	21	Lady in the Graveyard	♪
l,t,drm			
Gr.			Song#
1	29	Bats and Cats	
4	45	Toc Toc	♪ ♪
l,t,drmf			
Gr.		Title	
6	101	Take Time in Life	♪ ♪. ♪. ♪ ♪ ♪
s,l,t,d			
Gr.		Title	
4	17	Miss Mary Mac	♪ ♪ ♪ ♪ ♪ ♪ ♪
4	18	Cheki Morena	♪ ♪ ♪ ♪ - ♪
s,l,t,drm			
Gr.		Title	
1	24	Hey Betty Martin	♪ ♪ ♪ ♪
2	18	Falling Leaves	♪ ♪ ♪ ♪
5	10	Four White Horses	♪ ♪ ♪ ♪ ♪ ♪
5	96	Boll Weevil	♪ ♪ ♪ ♪. ♪ -
t,drmfsl			
Gr.		Title	
5	26	He's Got the Whole World	♪ ♪ ♪ ♪. ♪
s,l, t,drms			
Gr.		Title	
6	38	Angels	♪ ♪. ♪ ♪ ♪ ♪. ♪
s,l,t,drmf			
Gr.		Title	
4	6	Chester	♪ ♪ ♪ ♪ ♪ ♪
s,l,t,d mfs			

Gr.		Title	
5	38	Winter is Here	♪ ♪ ♪
l,t,drm sl td'			
Gr.		Title	
5	45	Early to Bed	♪. ♪ ♪ ♪.
6	5	Mango Walk	♪ ♪ ♪ ♪ ♪ ♪. -
6	59	Tell my Ma	
l,t,drm sl td'			
Gr.		Title	
5	72	I am Slowly Going Crazy	♪ ♪ ♪
l,t,drm sl l			
Gr.		Title	
6	56	Oh My Love	♪ ♪ ♪. ♪ ♪ ♪ ♪
l,t,drmf sl td'			
Gr.		Title	
6	75	Tumbalalaika	♪ ♪ ♪. ♪
s, t,drmfsl			
Gr.		Title	
3	60	Love Somebody	♪ ♪ ♪ ♪ ♪ ♪
5	91	Clementine	♪ ♪ ♪ ♪. ♪ ♪
6	46	COFFEE	♪ ♪ ♪
s, t,drmfsl			

<b>LOW MI</b>			
m, l,t,drm			
Gr.	Song#	Title	
4	81	J'entends le Moulin	
m, l,tdrma			
Gr.	Song#	Title	
5	33	Green Sally Up	
m, si,l,t,drm			
Gr.	Song#	Title	
5	74	Haida	
m, s,l,t,drm			
Gr.	Song#	Title	
5	82	Hey Ho	
m, s,l,t,drm I			
Gr.	Song#	Title	
6	63	Wade in the Water	
m,f,s,l,t,drmf			
Gr.	Song#	Title	
6	65	Arupusu	